

Signify Classified - Internal
Cooper Lighting Solutions Photometric Lab
1121 Highway 74 South
Peachtree City, GA 30269



Scaled data based on original data using
LM-79-08 Approved Method: Electrical and Photometric Measurements of Solid-
State Lighting Products

Test Report Prepared for
Cooper Lighting Solutions
(formerly Eaton)

Brand: STREETWORKS

Report Number: P869918

Luminaire Tested: **MEM2-HTN-SA-100-840-U-T2U**

Issue Date: 08/21/2024



Test Information

Test Method: LM-79-08
Report Number: P869918
Test Lab: INNOVATION CENTER(G3)
Issue Date: 08/21/2024
Manufacturer: COOPER LIGHTING SOLUTIONS (FORMERLY EATON)
Product Line: STREETWORKS
Catalog Number: MEM2-HTN-SA-100-840-U-T2U
Description: EPIC MODERN TALL HOUSING DISCRETE LED ARRAYS 100W 80CRI 4000K
FITXURE w/ TYPE II URBAN DISTRIBUTION OPTIC
Light Source: (20) 4000K CCT, 80 CRI LEDS
Ballast/Driver: ELECTRONIC DRIVER

Summary

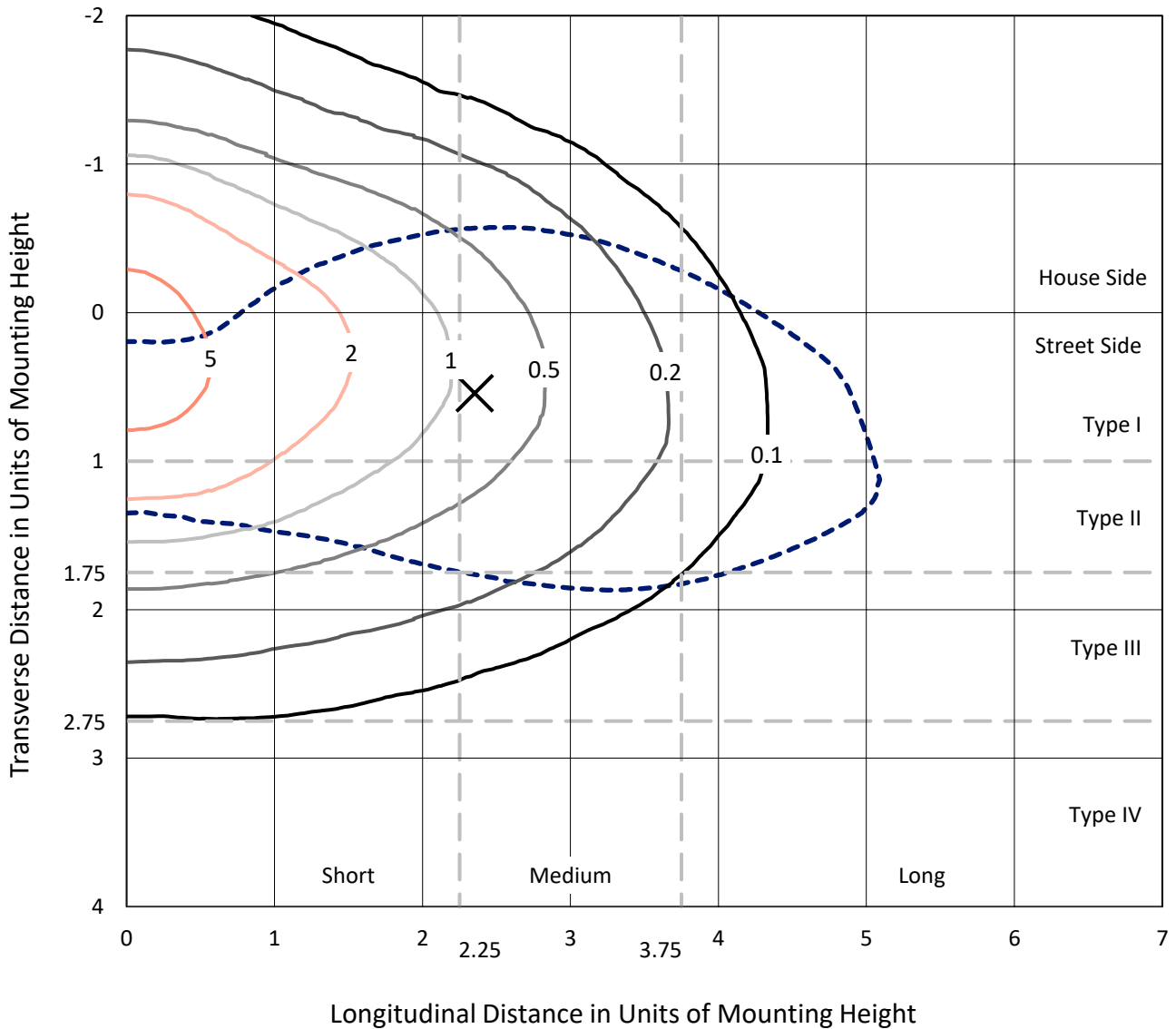
Lumens per Lamp: N/A
Luminaire Lumens: 13163.1 lumens
Efficiency: N/A
Efficacy: 130.3 lumens/watt
Luminous Opening: Rectangular (W 0.67' x L: 0.33' x H: 0')
IES Classification: Type III - Medium
BUG Rating: B3 - U0 - G3

Input Watts (W): 101
Input Voltage (V): 120
Input Current (A_{in}): NR
Voltage Rise (V): NR
Power Factor: 0.99
Total Harmonic Distortion (THDi): 9.45%
Frequency (hertz): 60
Stabilization Time: NR
Operation Time: NR
Ambient Temperature (°C): NR
Test Distance: 24 FT

REPORT NUMBER: P869918
 CATALOG NUMBER: MEM2-HTN-SA-100-840-U-T2U

Iso-Footcandle Lines of Horizontal Illumination

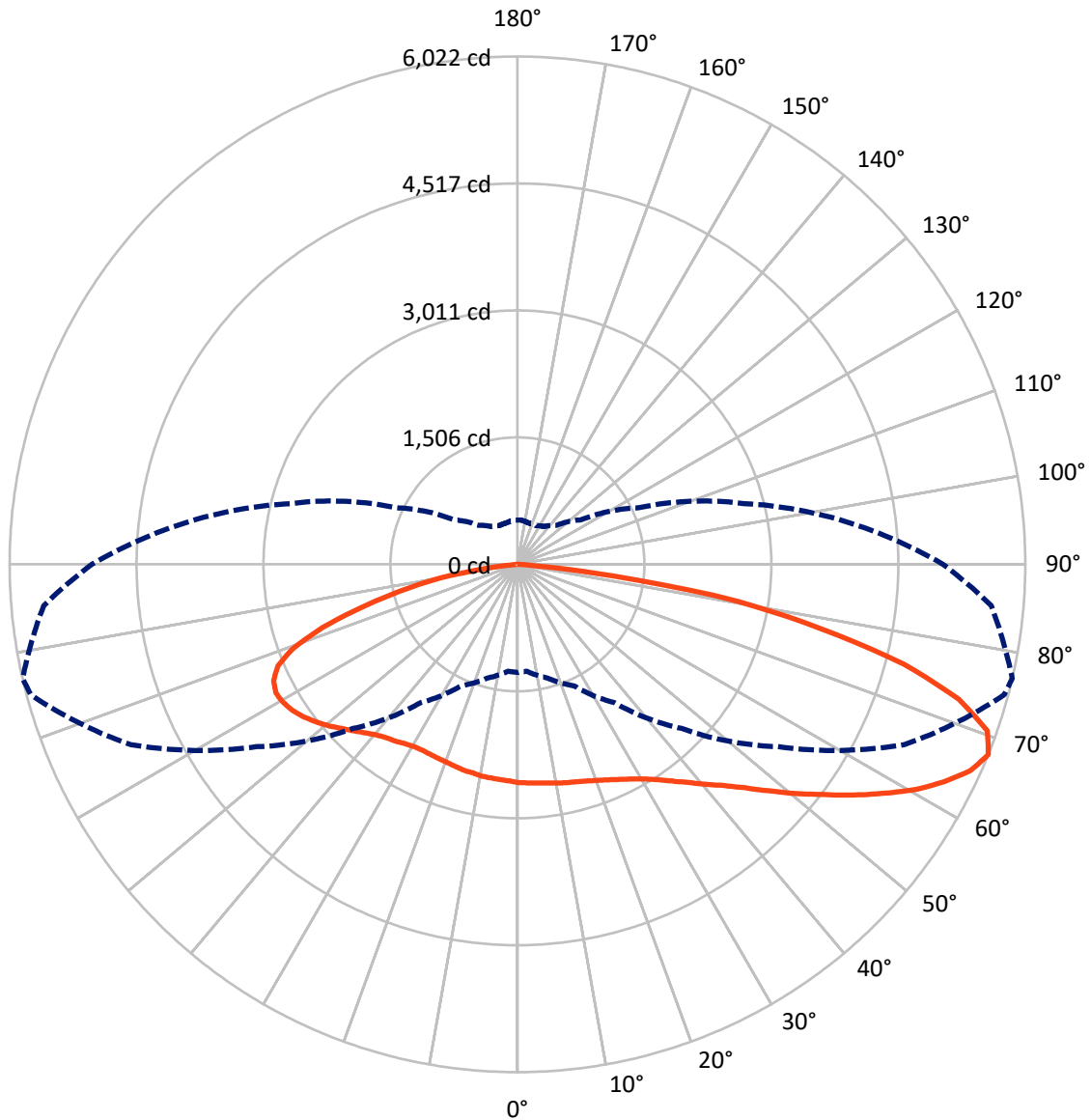
× Max cd
 - - - 1/2 Max cd



Based on 20 foot mounting height. Maximum calculated value = 7.1 fc
 Type III - Medium - N/A

REPORT NUMBER: P869918
CATALOG NUMBER: MEM2-HTN-SA-100-840-U-T2U

Luminous Intensity Polar Plot



— Vertical Plane Through 77-Deg Lateral - - - Horizontal Cone Through 67.5-Deg Vertical

REPORT NUMBER: P869918
 CATALOG NUMBER: MEM2-HTN-SA-100-840-U-T2U

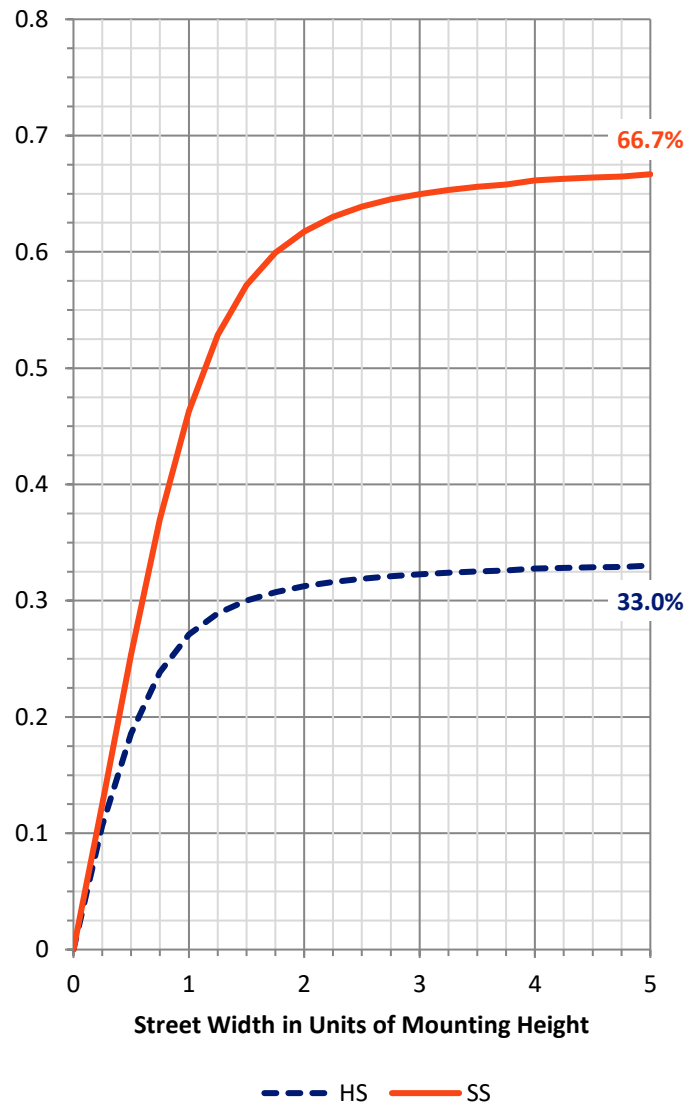
FLUX DISTRIBUTION:

		Downward	Upward	Total
House Side	Lumens	4377.2	0.0	4377.2
	% Fixture	33.3	0.0	33.3
Street Side	Lumens	8785.9	0.0	8785.9
	% Fixture	66.7	0.0	66.7
Total	Lumens	13163.1	0.0	13163.1
	% Fixture	100.0	0.0	100.0

Coefficient of Utilization

ZONAL LUMENS:

Zone	Lumens	% Fixture
0°-10°	248.7	1.9
10°-20°	754.4	5.7
20°-30°	1271.8	9.7
30°-40°	1804.8	13.7
40°-50°	2283.5	17.3
50°-60°	2501.4	19.0
60°-70°	2418.0	18.4
70°-80°	1626.3	12.4
80°-90°	254.1	1.9
90°-100°	0.0	0.0
100°-110°	0.0	0.0
110°-120°	0.0	0.0
120°-130°	0.0	0.0
130°-140°	0.0	0.0
140°-150°	0.0	0.0
150°-160°	0.0	0.0
160°-170°	0.0	0.0
170°-180°	0.0	0.0
0°-90°	13163.1	100.0
0°-180°	13163.1	100.0



REPORT NUMBER: P869918

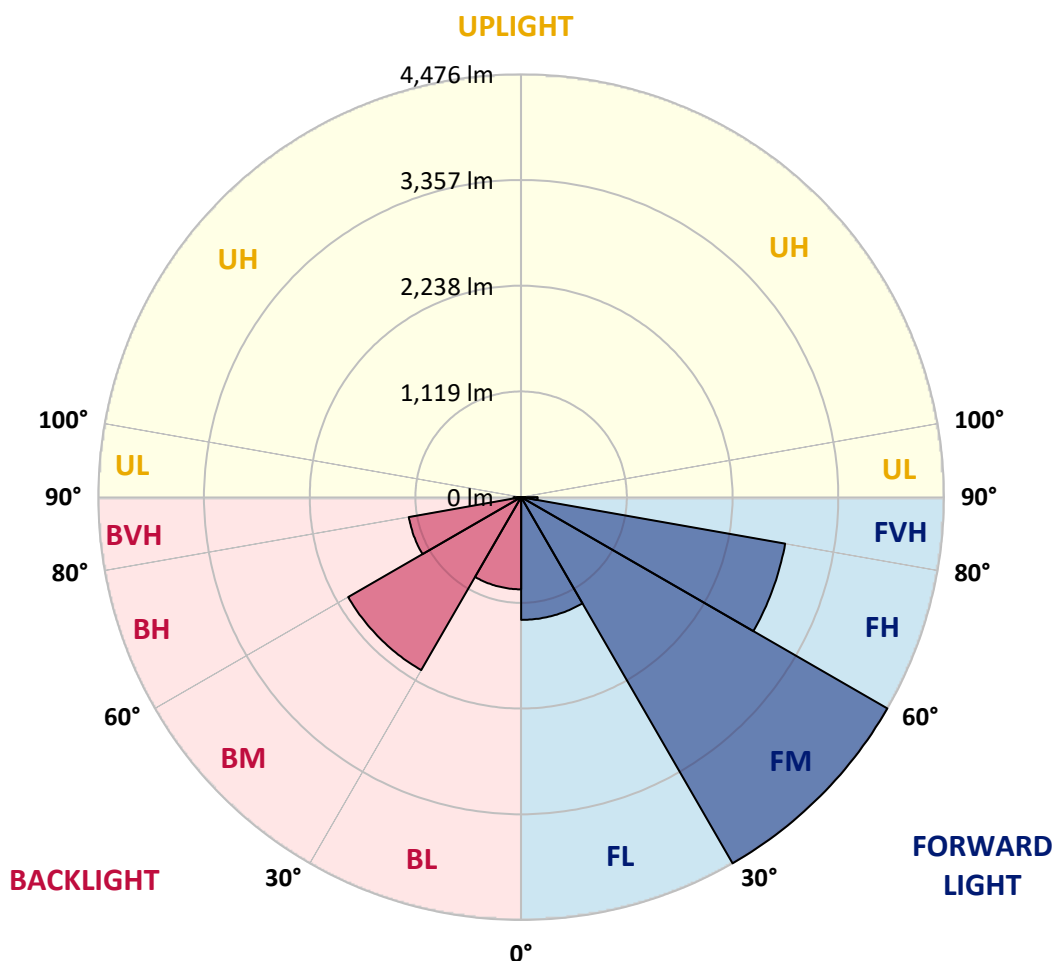
CATALOG NUMBER: MEM2-HTN-SA-100-840-U-T2U

LUMINAIRE CLASSIFICATION SYSTEM LUMEN TABLE AND BUG RATING:

Zone	Lumens	% Fixture	Zone Rating/Lumen Limit		
			B	U	G
FL (0°-30°)	1299.2	9.9			
FM (30°-60°)	4475.6	34.0			
FH (60°-80°)	2837.1	21.6			G2/5000
FVH (80°-90°)	174.0	1.3			G2/225
BL (0°-30°)	975.8	7.4	B2/1000		
BM (30°-60°)	2114.1	16.1	B2/2500		
BH (60°-80°)	1207.2	9.2	B3/2500		G3/2500
BVH (80°-90°)	80.1	0.6			G1/100
UL (90°-100°)	0.0	0.0		U0/0	
UH (100°-180°)	0.0	0.0		U0/0	

BUG Rating: B3-U0-G3

Type III Medium





REPORT NUMBER: P869918
 CATALOG NUMBER: MEM2-HTN-SA-100-840-U-T2U

CANDELA DISTRIBUTION (FULL):

	0°	5°	15°	25°	35°	45°	55°	65°	75°	77°	85°
0°	2588.0	2588.0	2588.0	2588.0	2588.0	2588.0	2588.0	2588.0	2588.0	2588.0	2588.0
2.5°	2645.3	2642.7	2629.7	2634.9	2619.3	2629.7	2614.1	2601.0	2598.4	2595.8	2598.4
5°	2728.6	2715.6	2702.6	2694.8	2681.7	2676.5	2650.5	2624.5	2608.8	2606.2	2601.0
7.5°	2824.9	2819.7	2801.5	2791.1	2754.6	2736.4	2700.0	2653.1	2629.7	2619.3	2606.2
10°	2923.9	2936.9	2913.5	2892.6	2851.0	2811.9	2749.4	2689.6	2642.7	2637.5	2608.8
12.5°	3046.3	3043.7	3028.0	2991.6	2942.1	2887.4	2811.9	2728.6	2666.1	2655.7	2614.1
15°	3155.6	3153.0	3132.2	3098.3	3033.2	2965.5	2864.0	2767.7	2689.6	2673.9	2624.5
17.5°	3257.1	3251.9	3238.9	3202.5	3121.8	3038.4	2939.5	2811.9	2718.2	2700.0	2632.3
20°	3345.7	3350.9	3335.3	3298.8	3223.3	3134.8	3009.8	2869.2	2754.6	2733.8	2655.7
22.5°	3442.0	3444.6	3436.8	3423.8	3327.4	3233.7	3098.3	2934.3	2796.3	2775.5	2681.7
25°	3543.5	3546.2	3551.4	3543.5	3434.2	3332.7	3189.5	3015.0	2853.6	2824.9	2718.2
27.5°	3660.7	3663.3	3673.7	3658.1	3540.9	3434.2	3291.0	3100.9	2913.5	2882.2	2749.4
30°	3793.5	3803.9	3796.1	3790.9	3655.5	3551.4	3392.5	3189.5	2991.6	2952.5	2804.1
32.5°	3952.3	3949.7	3934.1	3918.5	3780.5	3671.1	3507.1	3304.0	3087.9	3043.7	2892.6
35°	4066.9	4066.9	4043.4	4035.6	3908.1	3793.5	3632.1	3431.6	3197.3	3155.6	2986.4
37.5°	4137.2	4147.6	4129.4	4134.6	4012.2	3905.5	3757.0	3561.8	3317.0	3280.6	3100.9
40°	4163.2	4189.3	4204.9	4225.7	4103.3	4012.2	3889.8	3702.4	3470.6	3429.0	3238.9
42.5°	4168.4	4207.5	4262.2	4306.4	4168.4	4092.9	4017.4	3845.6	3621.7	3585.2	3389.9
45°	4142.4	4124.2	4256.9	4262.2	4204.9	4158.0	4129.4	4017.4	3840.4	3780.5	3577.4
47.5°	3944.5	3923.7	3960.1	4126.8	4160.6	4186.6	4243.9	4217.9	4059.1	4012.2	3793.5
50°	3624.3	3613.8	3759.7	3939.3	4051.3	4184.0	4337.7	4410.6	4301.2	4272.6	4066.9
52.5°	3095.7	3067.1	3363.9	3712.8	3908.1	4158.0	4402.8	4608.4	4574.6	4532.9	4301.2
55°	2759.9	2759.9	2960.3	3395.1	3725.8	4064.3	4444.4	4816.7	4876.6	4829.7	4569.4
57.5°	2400.6	2429.2	2637.5	2936.9	3462.8	3892.4	4439.2	4991.2	5168.2	5124.0	4853.2
60°	2093.3	2116.8	2236.5	2538.5	3153.0	3665.9	4381.9	5134.4	5439.0	5423.4	5103.1
62.5°	1780.9	1809.5	1905.9	2189.7	2744.2	3405.6	4262.2	5212.5	5694.2	5678.5	5355.7
65°	1530.9	1533.5	1629.9	1866.8	2335.5	3090.5	4051.3	5196.9	5892.0	5902.4	5569.2
67.5°	1281.0	1273.2	1398.2	1590.8	2002.2	2752.0	3770.1	5058.9	5975.3	6022.2	5639.5
70°	942.5	952.9	1127.4	1340.9	1692.4	2361.5	3376.9	4790.7	5840.0	5912.9	5478.1
72.5°	708.2	729.0	898.3	1119.6	1413.8	1971.0	2947.3	4324.6	5462.4	5472.8	4986.0
75°	575.4	580.6	731.6	929.5	1158.6	1580.4	2366.7	3611.2	4618.9	4738.6	4236.1
77.5°	489.5	484.3	557.2	749.8	934.7	1262.8	1783.5	2746.8	3626.9	3681.5	3317.0
80°	416.6	414.0	440.0	606.6	731.6	900.9	1221.1	1913.7	2588.0	2647.9	2356.3
82.5°	218.7	234.3	229.1	374.9	414.0	473.9	585.8	869.6	1130.0	1145.6	1083.1
85°	10.4	10.4	10.4	15.6	26.0	41.7	80.7	80.7	88.5	169.2	192.7
87.5°	2.6	2.6	5.2	5.2	5.2	7.8	7.8	10.4	10.4	10.4	10.4
90°	0.0	0.0	0.0	0.0	0.0	0.0	0.0	0.0	0.0	0.0	0.0



REPORT NUMBER: P869918
 CATALOG NUMBER: MEM2-HTN-SA-100-840-U-T2U

CANDELA DISTRIBUTION (continued):

	90°	95°	105°	115°	125°	135°	145°	155°	165°	175°	180°
0°	2588.0	2588.0	2588.0	2588.0	2588.0	2588.0	2588.0	2588.0	2588.0	2588.0	2588.0
2.5°	2593.2	2582.8	2567.2	2569.8	2567.2	2567.2	2554.2	2543.8	2541.1	2546.4	2556.8
5°	2595.8	2580.2	2556.8	2549.0	2541.1	2535.9	2515.1	2499.5	2491.7	2496.9	2499.5
7.5°	2595.8	2572.4	2546.4	2530.7	2509.9	2494.3	2470.9	2450.0	2439.6	2442.2	2447.4
10°	2590.6	2564.6	2543.8	2512.5	2478.7	2460.4	2424.0	2397.9	2384.9	2387.5	2374.5
12.5°	2590.6	2562.0	2520.3	2491.7	2444.8	2405.8	2377.1	2348.5	2338.1	2327.7	2322.4
15°	2593.2	2556.8	2515.1	2455.2	2400.6	2358.9	2322.4	2304.2	2288.6	2283.4	2286.0
17.5°	2593.2	2556.8	2494.3	2424.0	2361.5	2309.4	2278.2	2257.4	2252.1	2246.9	2246.9
20°	2606.2	2559.4	2476.1	2392.7	2314.6	2260.0	2231.3	2218.3	2218.3	2210.5	2210.5
22.5°	2627.1	2564.6	2465.6	2366.7	2275.6	2215.7	2184.5	2168.8	2176.6	2171.4	2168.8
25°	2650.5	2582.8	2452.6	2330.3	2223.5	2161.0	2129.8	2119.4	2116.8	2103.7	2122.0
27.5°	2668.7	2595.8	2444.8	2293.8	2176.6	2103.7	2064.7	2046.5	2033.4	2038.6	2033.4
30°	2718.2	2632.3	2447.4	2262.6	2124.6	2036.0	1989.2	1968.3	1963.1	1963.1	1963.1
32.5°	2785.9	2679.1	2465.6	2249.5	2075.1	1971.0	1913.7	1892.8	1887.6	1877.2	1882.4
35°	2871.8	2749.4	2494.3	2228.7	2036.0	1895.4	1833.0	1804.3	1796.5	1786.1	1786.1
37.5°	2968.1	2819.7	2515.1	2218.3	1984.0	1817.3	1747.0	1710.6	1705.4	1695.0	1700.2
40°	3090.5	2916.1	2549.0	2197.5	1924.1	1747.0	1653.3	1593.4	1606.4	1611.7	1622.1
42.5°	3228.5	3038.4	2601.0	2176.6	1877.2	1674.1	1536.1	1476.3	1491.9	1486.7	1497.1
45°	3416.0	3181.6	2666.1	2168.8	1819.9	1585.6	1416.4	1348.7	1343.5	1335.7	1340.9
47.5°	3611.2	3353.5	2728.6	2153.2	1757.5	1476.3	1281.0	1195.1	1174.2	1163.8	1153.4
50°	3814.3	3525.3	2801.5	2142.8	1674.1	1353.9	1145.6	1046.7	1007.6	994.6	981.6
52.5°	4043.4	3710.2	2864.0	2116.8	1583.0	1226.3	1023.2	911.3	867.0	841.0	843.6
55°	4285.6	3879.4	2921.3	2085.5	1478.9	1106.5	900.9	807.1	762.9	755.1	755.1
57.5°	4509.5	4053.9	2962.9	2030.8	1374.7	989.4	799.3	718.6	697.8	708.2	708.2
60°	4738.6	4194.5	2983.8	1971.0	1268.0	890.4	729.0	663.9	653.5	674.3	676.9
62.5°	4923.5	4306.4	2978.6	1887.6	1150.8	804.5	661.3	609.3	614.5	650.9	658.7
65°	5056.3	4361.1	2913.5	1762.7	1038.9	729.0	601.4	552.0	552.0	578.0	585.8
67.5°	5045.8	4290.8	2783.3	1588.2	919.1	653.5	546.8	507.7	507.7	525.9	523.3
70°	4832.4	4048.7	2535.9	1377.3	801.9	588.4	499.9	471.3	468.7	476.5	473.9
72.5°	4319.4	3556.6	2150.6	1137.8	692.6	523.3	453.0	427.0	421.8	411.4	403.6
75°	3564.4	2921.3	1679.3	906.1	585.8	460.8	408.8	385.3	364.5	377.5	369.7
77.5°	2765.1	2241.7	1249.7	703.0	476.5	401.0	364.5	338.5	333.3	380.1	364.5
80°	2017.8	1549.2	882.6	502.5	369.7	325.5	304.6	283.8	359.3	481.7	479.1
82.5°	895.7	747.2	403.6	239.5	171.8	143.2	119.8	135.4	226.5	221.3	229.1
85°	80.7	83.3	44.3	28.6	18.2	15.6	10.4	10.4	7.8	7.8	7.8
87.5°	10.4	10.4	7.8	7.8	5.2	5.2	5.2	5.2	2.6	2.6	2.6
90°	0.0	0.0	0.0	0.0	0.0	0.0	0.0	0.0	0.0	0.0	0.0

LM-79-2019: Approved Method: Electrical and Photometric Measurements of Solid-
State Lighting Products

Report Prepared for

Cooper Lighting Solutions

Streetworks

Report Number: SP1-2407-157-8

Test Date: 09/05/2024

Luminaire Tested: MEM2-HTN-SA-30-840-U-5WQ

Data in this report applies to families of products including MEM2-HTN-SA-30-840-U-5WQ

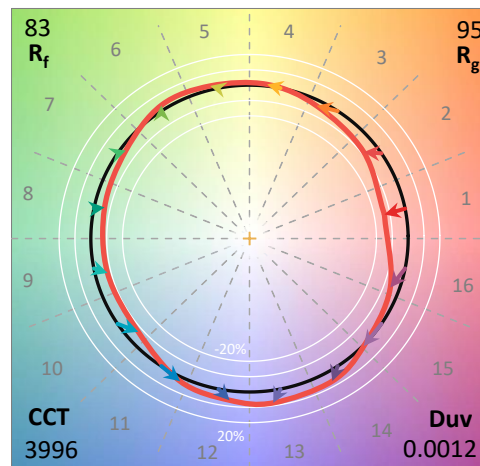
Test Information

Test Method: LM-79-2019
 Report Number: SP1-2407-157-8
 Test Lab: COOPER LIGHTING SOLUTIONS
 Photometer: SP1 - 76IN SPHERE
 Measurement Geometry: 4π
 Issue Date: 09/05/2024
 Manufacturer: COOPER LIGHTING SOLUTIONS
 Product Line: Streetworks
 Catalog Number: **MEM2-HTN-SA-30-840-U-5WQ**
 Description: Epic Modern Light Square 30W 5WQ Optic

Spectral Parameters

CCT (K): 3996
 CIE u': 0.2245
 CIE v': 0.5031
 Duv: 0.0012
 CIE x: 0.3815
 CIE y: 0.3799
 CIE z: 0.2386
 Peak Wavelength (nm): 449
 Dominant Wavelength (nm): 578
 Purity: 28.49233
 Rf: 82.6
 Rg: 95.1

CRI (Ra):	80.6		
R1:	78.1	R9:	-5.8
R2:	87.1	R10:	70.3
R3:	94.5	R11:	78.7
R4:	79.7	R12:	60.5
R5:	78.7	R13:	80.2
R6:	82.7	R14:	97.2
R7:	84.3	R15:	70.6
R8:	59.5		



Test Conditions

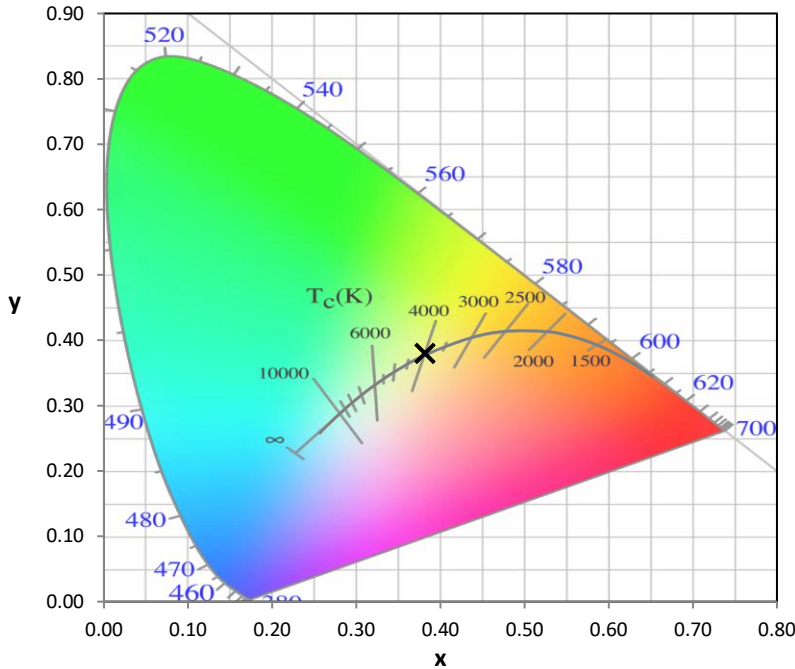
Stabilization Time: 29M
 Operation Time: 1H 29M
 Sphere Temperature (°C): 24.3

REPORT NUMBER: SP1-2407-157-8

Measurement and Test Equipment			
Instrument	Identification Number	Calibration Date	Calibration Due Date
Photometer	IN0058	6/18/2024	12/18/2024
Power Meter	INXT2011004	2/8/2024	2/8/2025
AC Power Source	IN0063	10/24/2023	10/24/2024
DC Power Source	IN0208	10/24/2023	10/24/2024
Sphere Thermometer	IN0085	10/24/2023	10/24/2024
Room Thermometer	IN0046	10/24/2023	10/24/2024

REPORT NUMBER: SP1-2407-157-8

CIE 1931 Chromaticity Diagram



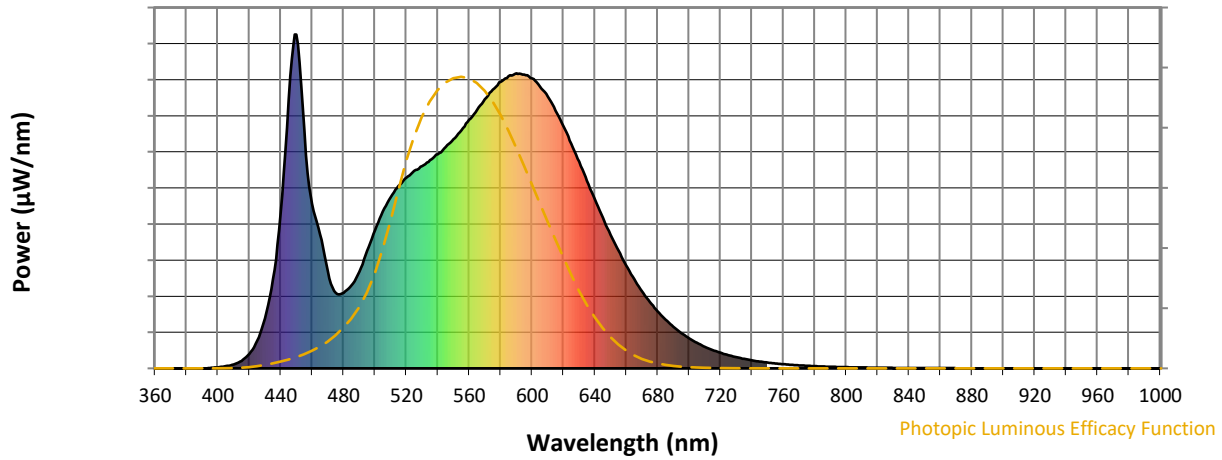
CIE 1931 Chromaticity Diagram with 2017 ANSI 7-Step and 4-Step Quadrangles



Point lies inside the ANSI 4000K 4-step quadrangle

REPORT NUMBER: SP1-2407-157-8

Photopic Flux vs. Wavelength



Photopic Lumens: NR

λ (nm)	Power W [^] /nm	Lumens (ϕ /nm)	λ (nm)	Power W [^] /nm	Lumens (ϕ /nm)	λ (nm)	Power W [^] /nm	Lumens (ϕ /nm)	λ (nm)	Power W [^] /nm	Lumens (ϕ /nm)	λ (nm)	Power W [^] /nm	Lumens (ϕ /nm)
360	0	NR	490	289	NR	620	725	NR	750	17	NR	880	0	NR
365	0	NR	495	351	NR	625	673	NR	755	15	NR	885	0	NR
370	0	NR	500	414	NR	630	619	NR	760	13	NR	890	0	NR
375	0	NR	505	470	NR	635	562	NR	765	11	NR	895	0	NR
380	0	NR	510	513	NR	640	506	NR	770	9	NR	900	0	NR
385	0	NR	515	546	NR	645	452	NR	775	8	NR	905	0	NR
390	0	NR	520	571	NR	650	400	NR	780	7	NR	910	0	NR
395	1	NR	525	592	NR	655	352	NR	785	6	NR	915	0	NR
400	3	NR	530	606	NR	660	307	NR	790	5	NR	920	0	NR
405	6	NR	535	624	NR	665	267	NR	795	4	NR	925	0	NR
410	12	NR	540	642	NR	670	231	NR	800	4	NR	930	0	NR
415	22	NR	545	663	NR	675	199	NR	805	3	NR	935	0	NR
420	44	NR	550	686	NR	680	171	NR	810	3	NR	940	0	NR
425	83	NR	555	713	NR	685	146	NR	815	2	NR	945	0	NR
430	150	NR	560	745	NR	690	125	NR	820	2	NR	950	0	NR
435	267	NR	565	774	NR	695	106	NR	825	2	NR	955	0	NR
440	466	NR	570	806	NR	700	90	NR	830	1	NR	960	0	NR
445	804	NR	575	835	NR	705	76	NR	835	1	NR	965	0	NR
450	1000	NR	580	858	NR	710	65	NR	840	1	NR	970	0	NR
455	715	NR	585	875	NR	715	55	NR	845	1	NR	975	0	NR
460	492	NR	590	884	NR	720	47	NR	850	1	NR	980	0	NR
465	402	NR	595	880	NR	725	40	NR	855	1	NR	985	0	NR
470	288	NR	600	868	NR	730	34	NR	860	1	NR	990	0	NR
475	226	NR	605	844	NR	735	28	NR	865	1	NR	995	0	NR
480	227	NR	610	814	NR	740	24	NR	870	0	NR	1000	0	NR
485	248	NR	615	771	NR	745	20	NR	875	0	NR			

REPORT NUMBER: SP1-2407-157-8

Scotopic Flux vs. Wavelength



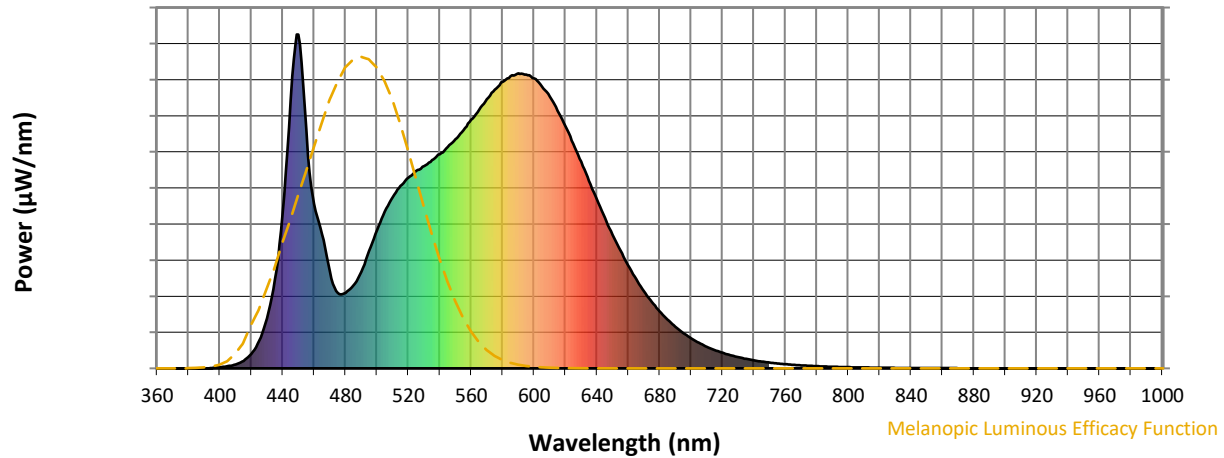
Scotopic Lumens: NR

S/P: 1.66

λ (nm)	Power W [^] /nm	Lumens (φ/nm)	λ (nm)	Power W [^] /nm	Lumens (φ/nm)	λ (nm)	Power W [^] /nm	Lumens (φ/nm)	λ (nm)	Power W [^] /nm	Lumens (φ/nm)	λ (nm)	Power W [^] /nm	Lumens (φ/nm)
360	0	NR	490	289	NR	620	725	NR	750	17	NR	880	0	NR
365	0	NR	495	351	NR	625	673	NR	755	15	NR	885	0	NR
370	0	NR	500	414	NR	630	619	NR	760	13	NR	890	0	NR
375	0	NR	505	470	NR	635	562	NR	765	11	NR	895	0	NR
380	0	NR	510	513	NR	640	506	NR	770	9	NR	900	0	NR
385	0	NR	515	546	NR	645	452	NR	775	8	NR	905	0	NR
390	0	NR	520	571	NR	650	400	NR	780	7	NR	910	0	NR
395	1	NR	525	592	NR	655	352	NR	785	6	NR	915	0	NR
400	3	NR	530	606	NR	660	307	NR	790	5	NR	920	0	NR
405	6	NR	535	624	NR	665	267	NR	795	4	NR	925	0	NR
410	12	NR	540	642	NR	670	231	NR	800	4	NR	930	0	NR
415	22	NR	545	663	NR	675	199	NR	805	3	NR	935	0	NR
420	44	NR	550	686	NR	680	171	NR	810	3	NR	940	0	NR
425	83	NR	555	713	NR	685	146	NR	815	2	NR	945	0	NR
430	150	NR	560	745	NR	690	125	NR	820	2	NR	950	0	NR
435	267	NR	565	774	NR	695	106	NR	825	2	NR	955	0	NR
440	466	NR	570	806	NR	700	90	NR	830	1	NR	960	0	NR
445	804	NR	575	835	NR	705	76	NR	835	1	NR	965	0	NR
450	1000	NR	580	858	NR	710	65	NR	840	1	NR	970	0	NR
455	715	NR	585	875	NR	715	55	NR	845	1	NR	975	0	NR
460	492	NR	590	884	NR	720	47	NR	850	1	NR	980	0	NR
465	402	NR	595	880	NR	725	40	NR	855	1	NR	985	0	NR
470	288	NR	600	868	NR	730	34	NR	860	1	NR	990	0	NR
475	226	NR	605	844	NR	735	28	NR	865	1	NR	995	0	NR
480	227	NR	610	814	NR	740	24	NR	870	0	NR	1000	0	NR
485	248	NR	615	771	NR	745	20	NR	875	0	NR			

REPORT NUMBER: SP1-2407-157-8

Melanopic Flux vs. Wavelength



Melanopic Lumens: NR

M/P: 3.37

λ (nm)	Power W [^] /nm	Lumens (φ/nm)	λ (nm)	Power W [^] /nm	Lumens (φ/nm)	λ (nm)	Power W [^] /nm	Lumens (φ/nm)	λ (nm)	Power W [^] /nm	Lumens (φ/nm)	λ (nm)	Power W [^] /nm	Lumens (φ/nm)
360	0	NR	490	289	NR	620	725	NR	750	17	NR	880	0	NR
365	0	NR	495	351	NR	625	673	NR	755	15	NR	885	0	NR
370	0	NR	500	414	NR	630	619	NR	760	13	NR	890	0	NR
375	0	NR	505	470	NR	635	562	NR	765	11	NR	895	0	NR
380	0	NR	510	513	NR	640	506	NR	770	9	NR	900	0	NR
385	0	NR	515	546	NR	645	452	NR	775	8	NR	905	0	NR
390	0	NR	520	571	NR	650	400	NR	780	7	NR	910	0	NR
395	1	NR	525	592	NR	655	352	NR	785	6	NR	915	0	NR
400	3	NR	530	606	NR	660	307	NR	790	5	NR	920	0	NR
405	6	NR	535	624	NR	665	267	NR	795	4	NR	925	0	NR
410	12	NR	540	642	NR	670	231	NR	800	4	NR	930	0	NR
415	22	NR	545	663	NR	675	199	NR	805	3	NR	935	0	NR
420	44	NR	550	686	NR	680	171	NR	810	3	NR	940	0	NR
425	83	NR	555	713	NR	685	146	NR	815	2	NR	945	0	NR
430	150	NR	560	745	NR	690	125	NR	820	2	NR	950	0	NR
435	267	NR	565	774	NR	695	106	NR	825	2	NR	955	0	NR
440	466	NR	570	806	NR	700	90	NR	830	1	NR	960	0	NR
445	804	NR	575	835	NR	705	76	NR	835	1	NR	965	0	NR
450	1000	NR	580	858	NR	710	65	NR	840	1	NR	970	0	NR
455	715	NR	585	875	NR	715	55	NR	845	1	NR	975	0	NR
460	492	NR	590	884	NR	720	47	NR	850	1	NR	980	0	NR
465	402	NR	595	880	NR	725	40	NR	855	1	NR	985	0	NR
470	288	NR	600	868	NR	730	34	NR	860	1	NR	990	0	NR
475	226	NR	605	844	NR	735	28	NR	865	1	NR	995	0	NR
480	227	NR	610	814	NR	740	24	NR	870	0	NR	1000	0	NR
485	248	NR	615	771	NR	745	20	NR	875	0	NR			

Summary

$R_f = 82.6$
 $R_g = 95.1$
 CIE $R_a = 80.6$
 $R_g = -5.8$



Color Vector Graphics

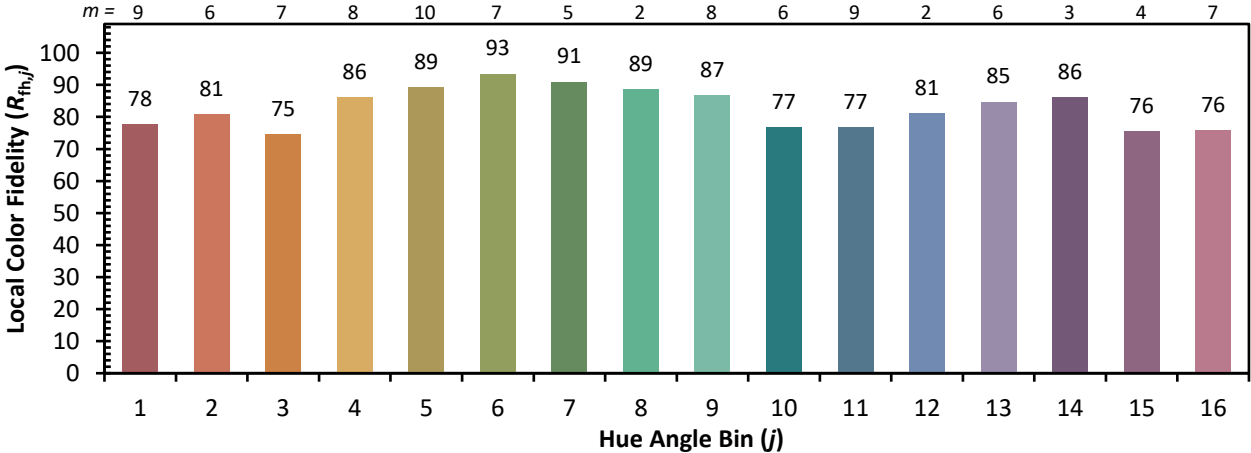


Individual Sample Fidelity Index ($R_{f,i}$)

CES01 = 85	CES26 = 79	CES51 = 94	CES76 = 72
CES02 = 61	CES27 = 93	CES52 = 94	CES77 = 82
CES03 = 31	CES28 = 90	CES53 = 88	CES78 = 71
CES04 = 69	CES29 = 83	CES54 = 89	CES79 = 91
CES05 = 48	CES30 = 95	CES55 = 88	CES80 = 88
CES06 = 50	CES31 = 86	CES56 = 84	CES81 = 80
CES07 = 40	CES32 = 78	CES57 = 84	CES82 = 95
CES08 = 39	CES33 = 90	CES58 = 84	CES83 = 95
CES09 = 29	CES34 = 85	CES59 = 90	CES84 = 90
CES10 = 74	CES35 = 92	CES60 = 91	CES85 = 78
CES11 = 57	CES36 = 85	CES61 = 87	CES86 = 73
CES12 = 63	CES37 = 91	CES62 = 87	CES87 = 83
CES13 = 42	CES38 = 95	CES63 = 84	CES88 = 86
CES14 = 74	CES39 = 98	CES64 = 78	CES89 = 76
CES15 = 71	CES40 = 94	CES65 = 75	CES90 = 87
CES16 = 46	CES41 = 98	CES66 = 75	CES91 = 72
CES17 = 49	CES42 = 92	CES67 = 73	CES92 = 62
CES18 = 56	CES43 = 88	CES68 = 77	CES93 = 78
CES19 = 71	CES44 = 99	CES69 = 82	CES94 = 60
CES20 = 65	CES45 = 93	CES70 = 72	CES95 = 70
CES21 = 86	CES46 = 90	CES71 = 67	CES96 = 82
CES22 = 78	CES47 = 95	CES72 = 89	CES97 = 90
CES23 = 91	CES48 = 84	CES73 = 65	CES98 = 84
CES24 = 90	CES49 = 89	CES74 = 93	CES99 = 73
CES25 = 71	CES50 = 94	CES75 = 69	



Color Rendition by Hue-Angle Bin



Measure Comparisons



(END OF REPORT)